

NLII-RH+T-RS485 | Combined RH/temperature sensor with RS485

Room sensor NLII-RH is used to monitor the air quality inside buildings and control ventilation (HVAC) systems according to current levels of air pollution. The sensor measures the relative humidity (RH) and temperature (T). It is suitable for living rooms, bathrooms, warehouses, ateliers etc.

- › measures RH and temperature
- › RS485 bus communication with Modbus RTU protocol
- › maintenance during operation is not required
- › long life and stability



Description

Measurement of the relative humidity is based on the principle of capacitive polymer sensor.

The sensor provides two outputs over the RS485 bus - one for the actual temperature and the other for the actual relative humidity.

Sensor can efficiently manage ventilation and heat recovery units, based on current air quality.

The current air quality can easily be determined by looking at the three LED indicators. The *eco* level means good indoor air quality that is needed to achieve a sense of well-being and at the same time optimal energy costs for heating or air conditioning.

For information on the communication protocol, use the document [NLII-Modbus-komunikace](#).

Explanation of abbreviations and technical terms can be found on our website in the [Glossary](#) section.

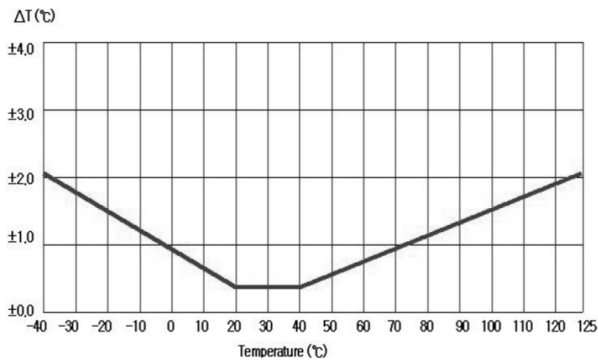
Technical data

Parameter	Value	Unit
Supply voltage range	12 – 35	V DC
	12 – 24	V AC
Average consumption	0,2	W
RH measuring range	0 – 100 %	RH
RH accuracy 0 – 90 %	± 5 %	RH
RH accuracy 90 – 100 %	± 6 %	RH
T measuring range	0 – 50	°C
T accuracy	± 0,4	°C
Working temperature	0 to +50	°C
Working humidity non condensing	0 – 90 %	RH
Storage temperature	-20 to +60	°C
Expected lifetime	min. 10	years
Ingress protection	IP20	
Dimensions	90x80x31	mm
RS485 bus		
A-B voltage difference	max 5	V
A-B common input voltage	-7 to 12	V
A-B common output voltage	max 3	V



NLII-RH+T-RS485 | Combined RH/temperature sensor with RS485

Typical T measurement accuracy



CAUTION:

Warm-up: operational after 1 minute since power on.
The declared accuracy is reached after 4 days of continuous power supply.
It is necessary to avoid severe mechanical shock of the sensor.

LED indication description

White LED lights:

- Less than 40 % RH or less than 18 °C.
(according to the quantity selected for indication)
- – low concentrations of RH. Too dry air feels cooler as compared to equally hot but more humid air – risk of drying of the mucous membranes - respiratory problems
- – low temperature and its higher fluctuation is not economically profitable

Green LED lights:

- More than or equal to 40 % RH or 18 °C, less than or equal to 60 % RH or 22 °C.
(according to the quantity selected for indication)
- – optimal relative humidity for humans
- – optimal balance of air quality and energy efficiency of ventilation and air conditioning

Yellow LED lights:

- More than 60 % RH or more than 22 °C.
(according to the quantity selected for indication)
- – too high humidity, the risk of mold growth and associated health complications
- – higher temperature T - high temperature can cause fatigue, restlessness, headache and feeling hot

Sensor start after power on

All three LEDs flash simultaneously until the first readings are available, but no longer than 10 seconds.


Sensor failure indication

All three LEDs are shining permanently.



NLII-RH+T-RS485 | Combined RH/temperature sensor with RS485

Electronic board controls and terminals



Terminals

- 1. ~ + supply AC or DC (+) plus pole
- 2. ~ GND supply AC or DC (-) minus pole, GND
- 3. OUT1 RS485 bus – signal line B
- 4. GND GND
- 5. OUT2 RS485 bus – signal line A
- 6. GND GND

Jumpers

JP6 – LED indication settings

Jumpers on the electronics board

Mark	Description	Settings	Meaning
JP6 - 1 JP6 - 3	Enabling LED indication and selecting the quantity for indication (factory setting is RH)	3 ■ ■ 2 ■ ■ 1 ■ ■	LED indication disabled
		3 ■ ■ 2 ■ ■ 1 ■ ■	LED indication enabled, indication by RH
		3 ■ ■ 2 ■ ■ 1 ■ ■	LED indication enabled, indication by T



NLII-RH+T-RS485 | Combined RH/temperature sensor with RS485

Sensor assembly



Box color

Front: White - RAL9016
Base: gray - RAL7035

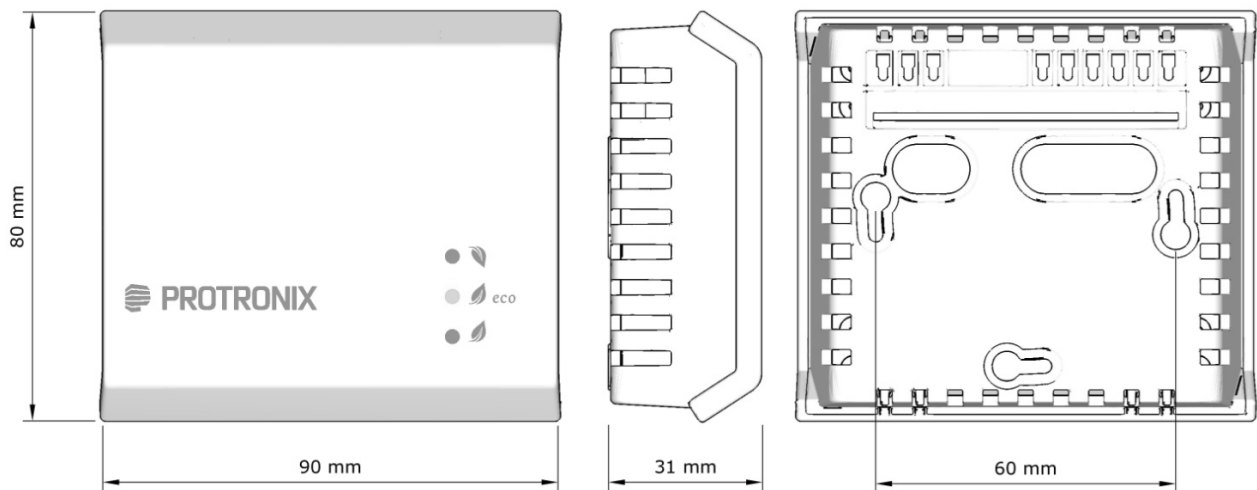
Way to use

The product is intended for indoor use only. You can read the [recommendations for sensor placement](#) on our web pages.

End of product life

Discard the product in according to the electronic waste law and the EU directives.

Dimensions



The producer reserves the right of technical changes in order to product improvements its properties and functions without previous notice.

